

VOL. 3 ISSUE 3 · 4TH QUARTER - OCTOBER 2019

THE MEADOWS MESSENGER

Official Publication of the
Meadows of Blackhawk
Homeowner's Association



Newsletter Publisher: Emilie Turner

In This issue:

Messenger Info

PAGE 01

HOA Contacts

PAGE 02

Compliance Corner

PAGE 03

Fall Tips

PAGE 04

National Night Out

PAGE 05

Holiday Events

PAGE 06

News You Can Use

PAGE 07

About the Meadow Messenger

The Meadow Messenger is a quarterly newsletter that is published by the MOBHOA and is available online for all neighbors within Meadows of Blackhawk Subdivision. The newsletter provides the latest neighborhood and HOA news, tips, board proceedings, events, as well as development and information from our surrounding community. Submissions including neighborhood news, updates, or events can be sent to events@mobhoa.com for review.

- Homeowner Name
- Homeowner Street Name
- Homeowner Phone Number
- Homeowner Email Address
- Newsletter Content



All content must be submitted in Word format with pictures separate as jpeg files. All articles will be submitted in the order in which they are received. Please see the MOB HOA Newsletter Guidelines prior to submission.

Goodwin Management

As a vendor of the Meadows of Blackhawk HOA, Goodwin Management is hired to perform accounting and deed restriction violation enforcement. Residents should contact Goodwin directly with questions regarding their account, and to report any violations so that letters can be sent reminding the owner of the restrictions.



Upcoming Community Events

- 10-19-2019-----Pfall Chili Pfest
- 10-31-2019-----Halloween
- 11-2-2019-----Pfall Pfreak Out @ Rowe Lane
- 11-6-2019-----Social Committee Meeting
- 11-12-2019-----Lakeside WCID1 Meeting
- 11-25-29-2019-----Pfisid Thanksgiving Break
- 12-7-2019-----Cookies & Cocoa with Santa
- 12-23-2019-1-6-2019-Pfisid Winter Break

Blackhawk Amenity Center



Meadows Residents have access to utilize the Fitness facilities located within the Amenity Center located at 3111 Speidel Drive across from Rowe Lane Elementary School. Note that the pool cannot be used or reserved, however MOB Residents may rent the Blackhawk Amenity Center for parties or events.

The onsite staff is there to assist with the following:

- Book parties at the Amenity Center, pavilion, and pool
- Answer general questions about amenity rules and usage
- General concerns regarding property and the amenity center

Amenity Center Office Hours:

Monday: 8:00am-4:00pm

Tuesday-Friday: 8:00am- 6:00pm

Saturday: 10:00am-4:00pm

BOARD OF DIRECTORS

SEAN TURNBOW, PRESIDENT

JOSH HODGES, VICE PRESIDENT

EMILIE TURNER, SECRETARY

Contact the Board at board@hoa.com

MOBHOA CONTACTS

CLUBHOUSE SERVICES

512-670-9704

ARCHITECTURAL REVIEW COMMITTEE

arc@mobhoa.com

EVENTS COMMITTEE

events@mobhoa.com

GOODWIN MGMT.

CELESTE SCHULZ

11149 RESEARCH BLVD, SUITE 100

AUSTIN, TX 78759

OFFICE:

512-852-7922

CELL:

512-608-3708


celeste.schulz@goodwintx.com





Compliance Corner

Mobile Storage Units, RV's and Trailers



The HOA receives communication from members regarding mobile storage units, trailers and RV's. Current restrictions state that travel trailers and recreational vehicles shall not be parked on or near any lot or visible from neighboring proper ties for more than 48 hours. Should you need to report a violation you may do so on the Meadows of Blackhawk HOA page located at <http://hoasites.goodwintx.com/mob/Home.aspx>

Otherwise you can submit an email to info@goodwintx.com including details regarding the violation in question.

Holiday Decorations

With the holiday season approaching and before you begin planning your outside decor please take a moment to review the following:

- Decorations may be put out within a reasonable frame near the designated holiday in question.
- Decorations must be removed within 7 days after a holiday is completed.
- Christmas decor should be removed by January 15th.

For questions regarding holiday decor please contact the ARC at arc@mobhoa.com





Halloween Safety Tips

In order to ensure a fun and safe trick or treating experience, we are asking all residents to please keep the following safety tips in mind:

- Enter and Exit walkways at Driveways and Crosswalks
- Slow Down while driving
- Add reflective tape to costumes or use glowsticks
- Have a responsible adult accompany younger children while trick or treating or make sure to plan/review an acceptable route for older kiddos.
- No eating treats until inspected at home.



Fall Pruning - Good or Bad?

Proper pruning of overgrown flowering shrubs or fruit trees near your house will help the plants produce more flowers and fruit, which can also benefit wildlife. Doing it wisely can also help trees and shrubs give diseases and pests the cold shoulder. Such as removing dead branches or branches that may become a hazard in the winter. However most experts say you shouldn't prune anything at all in the fall. Why? Well, our trees focus their energy on their roots during the colder seasons. So, any cuts from pruning won't heal in time. Open cuts can leave your tree vulnerable, which may lead to months of struggling. Pruning is also a way to encourage growth. Your tree isn't trying to grow in the fall, it is trying to hunker down. Thus, pruning will weaken the plant. It is best to wait to prune until the dormant season next spring.

With this being said, it's important to remember that tree canopies should be at least 13 to 14 feet up. HOA restrictions require trees to be trimmed to allow for visibility of pedestrians, traffic and traffic signs. If you have trees with branches over-hanging please contact professionals so that it can remedied asap.



2019 National Night Out

This year the MOB HOA partnered with our local community to bring you a fun and safe evening for our 2019 National Night Out event. Pumpkins were painted, pizza was consumed and fun was had by all. Thank you to our local authorities from the Pflugerville Police Department and Fire Department for coming out to meet the neighbors and provide safety tips to the kiddos.



Interested in joining the Events Committee?
Email us at events@mobhoa.com or join us at our monthly meetup
details on the MOB HOA FB Page.



Don't forget to Follow Us On Facebook!

Events hosted by the Meadows HOA are shared on the MOB FB Pages. To see all of our posts on your newsfeed, simply like our page and then update your "Liked" settings for our page to "See First" our posts will then appear in your feed first when a new event is created!



Ready to spread some **HOLIDAY CHEER?**

Enter the Meadows Holiday House Decorating Contest

Many Meadows Residents like to share the spirit of the season by decorating their homes during the holidays. To share your well-lit masterpieces and to enter our contest, send us a picture of your decorated home and address to events@mobhoa.com by no later than December 13th. The HOA Event Committee will judge the submitted homes and 3 winners will be awarded yard displays for their efforts! Winners will be announced on the Meadows FB page in December, Good Luck!




Contest Categories

Most Lights

Best Theme

Most Unique



Join us for our next Community Event!

COOKIES & COCOA

WITH

Santa



Hot Cocoa
Cookie Decorating
Pictures with Santa


Saturday, December 7th
9:00am to 12:00pm
Blackhawk Amenity Center





Calendar of Events

- 10-19-19: Pfall Chili Pfest
- 10-31-2019: Halloween
- 11-2-2019: Pfall Pfreak Out
- 11-6-2019: Social Committee Meeting
- 11-12-2019: Lakeside WCID1 Meeting
- 11-25-29-2019: Pfid Turkey Break
- 12-7-2019: Cookies & Cocoa with Santa
- 12-13-2019: Holiday Decor Contest
- 12-23-19-1-6-20: Pfid Winter Break



More Community Events
always located within the
Community Impact Newspaper

Holiday Sugar Cookie Recipe



Ingredients

- 3 cups all-purpose flour
- 3/4 teaspoon baking powder
- 1/4 teaspoon salt
- 1 cup unsalted butter, softened
- 1 cup sugar
- 1 egg, beaten
- 1 tablespoon milk

Powdered sugar, for rolling out dough

Step 1:

Sift together flour, baking powder, and salt. Set aside. Place butter and sugar in large bowl and beat until light in color. Add egg and milk & beat to combine. Gradually add flour, and beat until mixture pulls away from the side of the bowl. Divide the dough in half, wrap in waxed paper, chill for 2 hours.

Step 2:

Preheat oven to 375 degrees F.

Step 3:

Sprinkle surface where you will roll out dough with powdered sugar. Remove 1 wrapped pack of dough from refrigerator at a time, sprinkle rolling pin with powdered sugar, and roll out dough to 1/4-inch thick. If dough has warmed during rolling, place cold cookie sheet on top for 10 minutes to chill. Cut into desired shape, place at least 1-inch apart on greased baking sheet, and bake for 7 to 9 minutes or until cookies are just beginning to turn brown around the edges. Let cool then decorate!